Powered by
iQonsulting
Produce Market Intelligence & Sustainability

Comité de Arándanos

Frutas de Chile

SEASON 2026 / 2027

EDITED WEEK 46

CHILEAN BLUEBERRY COMMITTEE CROP & EXPORTS REPORT

WEEKLY ADVANCE WEEK 45 (2nd until 8th Nov 2026)

Editorial

In week 45 (November 2-8), Chile shipped 445 tons of fresh blueberries, 30% more compared to same week last season. Cumulative exports reached 1,119 tons (-2%), practically closing the gap with the previous season. By air, shipments totaled 886 tons (-10%), while sea freight reached 232 tons (+53%).

The main focus of the week was on truckers' mobilizations, which hindered transit to the main ports, increasing transfer times and putting pressure on logistics at a key moment of the season.

Up to now, renewals varieties account for 76% of shipments (852 tons, +8%), while traditional varieties reached 266 tons (-25%).

Asia received 858 tons (77% share, -16%), led by Korea with 802 tons (-9%), followed by Japan (32 tons, -46%) and Taiwan (25 tons, -68%). The USA reached 202 tons (+155%).

During week 45, shipments to Continental Europe and the UK began, still with reduced volumes: 39 tons (+99%), mainly to the Netherlands, and 20 tons (+26%), respectively. Organic exports totaled 68 tons (+9%), almost entirely to the USA.

Regarding the origin of shipments, Valparaíso Region leads the exports with 46% share, followed by Coquimbo (40%) and O'Higgins (10%).

Month	Week	Export Progress (Ton) 2026/27					Total (Ton)				Organic	
		USA	EUR. CONT.	UK	ASIA	OTHER	2026/27	2025/26	Accum 2026/27	Accum estimate	Accum	Share %
Aug	34				4		4		4	4		0%
Aug	35				5		5	11	9	9		0%
Sep	36				14		14	10	23	23		0%
Sep	37				21		21	27	44	44		0%
Sep	38				28		28	29	72	72		0%
Sep	39				33		33	48	104	104		0%
Oct	40				61		61	60	165	165		0%
Oct	41	27			43		70	104	235	235		0%
Oct	42	67			67		134	119	369	369		0%
Oct	43	29			99		127	190	496	545	14	3%
Nov	44	17			228		244	207	674	895	15	2%
Nov	45	130	39	20	257		445	341	1,119	1,622	68	6%
Total 2026/27		**202**	**39**	**20**	**858**		**1,119**					
Total 2025/26		**79**	**20**	**16**	**1,016**	**15**	**1,146**					
Total 2024/25		**139**			**785**	**5**	**929**					
VAR 26/27 vs 25/26		**155%**	**99%**	**26%**	**-16%**	**-100%**	**-2%**					
VAR 26/27 vs 24/25		**45%**			**9%**	**-100%**	**20%**					

Export Progress vs total estimated
1%

53% / 232 TON **SEA FREIGHT**

10% / 886 TON **AIR FREIGHT**

BLUEBERRY WEEKLY SHIPMENT

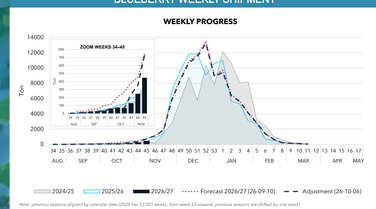

Note: previous seasons aligned by calendar date (2026 has 53 ISO weeks; from week 53 onward, previous seasons are shifted by one week).

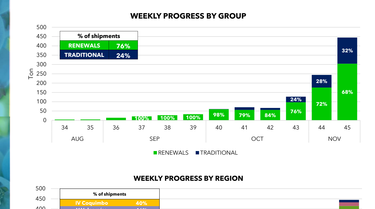

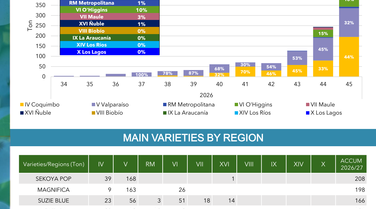

MAIN VARIETIES BY REGION

Varieties/Regions (Ton)	IV	V	RM	VI	VII	XVI	VIII	IX	XIV	X	ACCUM 2026/27
SEKOYA POP	39	168				1					208
MAGNIFICA	9	163		26							198
SUZIE BLUE	23	56	3	51	18	14					166
VENTURA	90	13	10	9	1						124
EUREKA	73	39		2	2						115
OTHERS	209	71		21	8						308
TOTAL	443	510	13	108	29	15					1,119

MAIN DESTINATION COUNTRIES

Country/Seasons (Ton)	2024/25	2025/26	2026/27	Share, % 2026/27	Var 26/27 vs 25/26
KOREA	674	881	802	72%	-9%
USA	139	79	202	18%	155%
JAPAN	72	58	32	3%	-46%
NETHERLANDS		20	30	3%	52%
TAIWAN	38	78	25	2%	-68%
OTHERS	5	31	29	3%	-7%
TOTAL	929	1,146	1,119	100%	-2%

CHILEAN ORGANIC WEEKLY ADVANCE

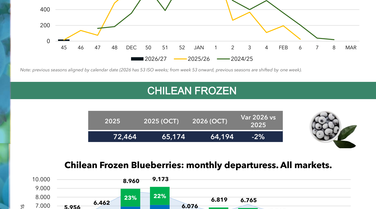

Note: previous seasons aligned by calendar date (2026 has 53 ISO weeks; from week 53 onward, previous seasons are shifted by one week).

WEEKLY CHILEAN SHIPMENTS BY MARKET

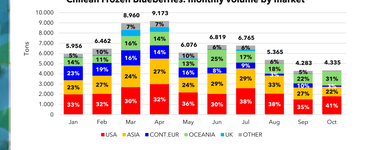



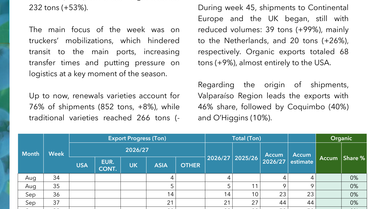

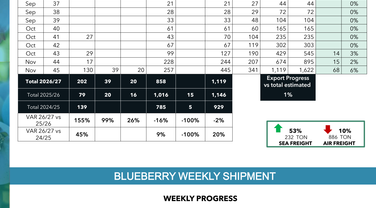

Note: previous seasons aligned by calendar date (2026 has 53 ISO weeks; from week 53 onward, previous seasons are shifted by one week).

CHILEAN FROZEN

2025	2025 (OCT)	2026 (OCT)	Var 2026 vs 2025
72,464	65,174	64,194	-2%